

**Conector para Salida de Aire**

CLAVE	MODELO	ENTRADA	SALIDA
1811	PQF-01	R <sub>1</sub> ¼"	R <sub>1</sub> ¼"
1812	PQF-02	R <sub>1</sub> ¼"	R <sub>P</sub> ½"
1813	PQF-03	R <sub>1</sub> ½"	R <sub>P</sub> ½"
1814	TLF	R <sub>1</sub> ¼"	R <sub>1</sub> ¼"
1815	PQF-04	1/2"	3/8"



PQF-01



PQF-02  
PQF-03




PQF-04



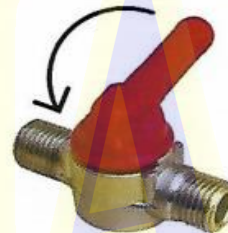
TLF

**Válvula de Mariposa**

CLAVE	MODELO	MATERIAL	ACABADO	Ø CONECTOR VÁLVULA	Ø CONECTOR SEGURO	GIRO	PESO (g)
5811	JB-6004L	Zinc	Cromo	R1 ¼"	G ¼"	Izquierda	44.2
5812	JB-6004R	Zinc	Cromo	R1 ¼"	G ¼"	Derecha	44.2




JB-6004L  
IZQUIERDA



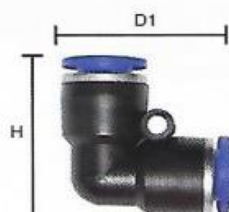
JB-6004R  
DERECHA

**CONECTOR RÁPIDO DE EMPUJE**

CLAVE	MODELO	FORMA	CONEXIÓN	# CONEXIONES	DIMENSIONES (mm)		PESO
					H	D1	
5808	YF-4061C-L-Z-8MM	RECTA	2 X 8 mm	2 VIAS	15	37	5g
5807	YF-4061B-L-8MM	90°	2 X 8 mm	2 VIAS	30	30	5g
5806	YF-4061A-T-8MM	T	3 X 8 mm	3 VIAS	33	45	8g
5809	YF-4062-C-8MM	CRUZ	4 X 8 mm	4 VIAS	45	45	10g



YF-4061C-L-Z-8MM  
Clave: 5808



YF-4061B-L-8MM  
Clave: 5807



YF-4061A-T-8MM  
Clave: 5806



YF-4062-C-8MM  
Clave: 5809