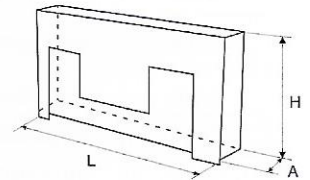



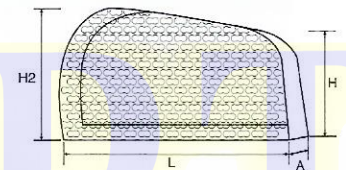

Malla Protectora

CLAVE		DIMENSIONES (mm) L x A x H	APTO PARA MODELO
8860	WZTS-1	420 x 70 x 230	SG1051
8861	WZTS-2	460 x 85 x 240	SG1065
8862	WZTS-3	570 x 80 x 350	SG (H) 2055A, SG (H) 2070A
8863	WZTS-4	570 x 80 x 350	SG (H) 2055B, SG (H) 2055C, SG (H) 2055D, SG (H) 2070B, SG (H) 2070C, SG (H) 2070D
8864	WZTS-5	610 x 75 x 350	SG2051M-100L
8865	WZTS-6	780 x 84 x 405	SGH2080, SGH2090
8866	WZTS-7	750 x 100 x 435	SG1090T
8867	WZTS-8	850 x 100 x 450	SG2080T
8868	WZTS-9	1060 x 120 x 560	SG2105T
8869	WZTS-10	1100 x 120 x 560	SG2120T



Reja Protectora

CLAVE	MODELO	DIMENSIONES (mm) L x A x H x H2	APTO PARA MODELO
8801	WZ-1	440 x 6.5 x 190 x 240	SG1051
8802	WZ-2	575 x 7.5 x 260 x 330	SG2051, SG2065, SGJ2051A, SGJ2070
8803	WZ-3	575 x 7.5 x 190 x 340	SG1051A
8804	WZ-4	665 x 7.5 x 260 x 330	SG-3065
8805	WZ-5	820 x 8.5 x 280 x 415	SG2080, SG2090
8806	WZ-6	1050 x 100 x 400 x 560	SG2105T
8807	WZ-7	920 x 100 x 360 x 495	SG1105T
8808	WZ-8	1180 x 120 x 410 x 610	SG1155T



Cubierta Protectora de Motor

CLAVE	MODELO	APTO PARA MODELO
8831	PFC-1	SGBM24L, SGBM50L
8832	PFC-2	
8833	PFC-3	
8834	PFC-4	



PFC-1



PFC-2



PFC-3



PFC-4